

4

3

DWG NO 820 490 03


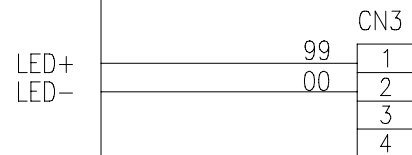


1

REVISIONS

REV	ECO	DESCRIPTION	BY/DATE	CHK/DATE
EA		PROTOTYPE	DLE/11DEC98	
A	4890	PRODUCTION RELEASE	DLE/03FEB99	

D

P/N 625 356 90  
ACPTR,WBA12,FLASH,  
MAGN.2 PORT

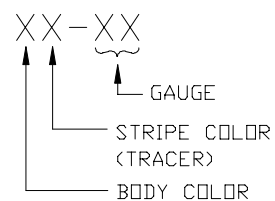


C

B

A

WIRING IDENTIFICATION



Example: 35-22  
Orange w/Green Stripe-22 Gauge

COLOR CODE

- 0-BLACK
- 1-BROWN
- 2-RED
- 3-ORANGE
- 4-YELLOW
- 5-GREEN
- 6-BLUE
- 7-VIOLET
- 8-GREY
- 9-WHITE

ALL DESIGN, OPERATIVE AND PROCESS DATA PERTAINING TO THE ARTICLE SHOWN ON THIS SHEET IS THE PROPERTY OF INTERNATIONAL GAME TECHNOLOGY, RENO, NEVADA. THIS INFORMATION IS DISCLOSED IN CONFIDENCE AND IS NOT TO BE COPIED, REPRODUCED, REVEALED TO OR APPROPRIATED BY OTHERS, IN PART OR IN WHOLE, WITHOUT THE EXPRESS CONSENT OF IGT. THIS PRINT IS LOANED AND RECIPIENT COVENANTS IT WILL NOT BE USED IN ANY MANNER DETRIMENTAL TO THE INTEREST OF IGT, AND MUST BE RETURNED ON DEMAND.



TITLE  
DIAGRAM, WIRING  
B/V WBA12, FLASH

DWG. SIZE: B DWG. NO.: 820 490 03 REV LTR: A

DRAWN: DLE DATE: 11DEC98 CHECKED: DATE: APPRVD: DATE: SCALE: NONE SHT: 1 of 1