

The JCM® SENTRY™ - Intelligent Bezel DBV-200 and WBA 12/13 IGT® Installation Instructions*

Description

The SENTRY bezel attaches to existing IGT faceplates, and connects to the WBA Bill Validator to provide both the machine user and the slot technicians improved information about the operation of the Bill Validator.

For the slot user, the SENTRY displays the denominations currently acceptable by the Bill Validator. The last bill entered is identified by the appropriate denomination light changing from green to orange.



When there is a problem requiring immediate attention, a flashing blue icon of an ambulance blinks on the front of the bezel and the Bill Validator shuts down. If a red icon also lights up, this gives the slot tech more specific information about the problem. The red icons are a key, a crossed circle, an eye, and crossed hammer and wrench. The JCM logo indicates the cash box is full when lit.

*Models include: S Plus™, S2000™, Game King Plus™ 19" Upright

IGT Installation

1. Open the door of the machine.
2. Remove the 2 screws securing the existing circuit board to the face plate in the door of the machine (see Figure 1).
3. Remove the lamps from the board.
4. Remove the yellow window cover.



Figure 1

5. Replace the yellow window cover with the new JCM SENTRY window cover.
6. If the lamp circuit board can be removed, remove it. Otherwise, thread the new harness through the lamp circuit board (see Figure 2).




Figure 2

7. Plug the new harness into the JCM circuit board.
8. Position the circuit board over the bosses on the bezel (see Figure 3). If necessary, use the 2 washers shown in Fig. 4 to avoid stressing the board.




Figure 3

9. Screw in the lamp cover (see Figure 1).




Figure 4

10. Run the harness across the door to the Bill Validator.

11. Unplug the existing Bill Validator harness.
12. Attach the new harness to the Bill Validator connectors (see Figure 5).
13. Secure the wire harness to the reel shelf.




Figure 5

Activation

When the ID-023/024 SENTRY bezels are received from the factory and installed, the denomination/barcode lights will not operate upon initial powerup of the units. In order for the denomination lights to operate properly, the installer should insert the appropriate bill denominations and barcode coupon into the SENTRY to program the onboard EEPROM. This activates the appropriate denominations/barcode coupon lights for normal operation.

Troubleshooting

When there is a loss of communication between the Bill Validator and the machine, a flashing blue icon of an ambulance blinks on the front of the bezel and the Bill Validator shuts down. If one of the four red icons lights up with the flashing ambulance, it indicates a specific problem and the Bill Validator will shut down.

Error Indicators

1. Key

Problem with the cash box. Someone with access to the cash box must handle this problem.

2. Crossed Circle

ROM verification error or a jammed motor. The Bill Validator will have to be returned to the shop for repairs.

3. Eye

Possible cheat attempt or low acceptance rate.

- If the eye lights up by itself, it indicates the WBA has rejected several bills in a short period of time. This will not disable the Bill Validator, but could mean calibration or cleaning is required.

4. Crossed hammer and wrench

Minor error condition that can be repaired at the location.

5. JCM logo

Cash box is full.

Parts List

300-100085*	PCB Assy., SENTRY, IGT Uprt., Unprog.
400-100113	Harness, SENTRY, IGT DBV-200 B0/B1
400-100114	Harness, SENTRY, IGT WBA/DBV-200 B4/B5
200-100163	Spacer, flat, .390" x .750" x .450 SENTRY
900-100051	Window, SENTRY, IGT Uprt.
900-100052	Diffuser, SENTRY, IGT Uprt.
900-100068	Decal, SENTRY, Bezel, IGT Uprt.

*When ordering this PCB, the software must be ordered with it.

Part No. 960-000040

JCM American
925 Pilot Rd., Las Vegas, NV 89119
Tel. (800) 683-7248, (702) 651-1000
Fax (702) 651-0003



JCM and the JCM logo are registered trademarks of Japan Cash Machine Co., Ltd. and JCM American Corporation. All other marks are registered trademarks of their respective owners.