

Universal Hopper Stealth Light Guide Upgrade Instructions

Part No SUM4STXX00195



This document is the copyright of Money Controls Ltd and may not be reproduced in part or in total by any means, electronic or otherwise, without the written permission of Money Controls Ltd. Money Controls Ltd does not accept liability for any errors or omissions contained within this document. Money Controls Ltd shall not incur any penalties arising out of the adherence to, interpretation of, or reliance on, this standard. Money Controls Ltd will provide full support for this product when used as described within this document. Use in applications not covered or outside the scope of this document may not be supported. Money Controls Ltd. reserves the right to amend, improve or change the product referred to within this document or the document itself at any time.

1. instructions

Figure 1: Turn Hopper upside down.




Figure 2: Remove level sense wire.



Figure 3: Remove coin box screws (5 off).



Figure 4: Turn hopper over and open.



Figure 5: Remove light guide spacer screw and remove spacer.




Figure 6: Remove light guide screws (2 off) and slide out light guide.



Figure 7: Fit stealth light guide to exit window.




Figure 8: Slot back into centre plate.



Figure 9: Replace light guide screws.




Figure 10: Replace spacer.




Figure 11: Replace spacer screw.



Figure 12: Ensure level sense wire is positioned.





Figure 13: Close Hopper, ensuring cables are free.



Figure 14: Turn hopper over and replace coins box screws.



Figure 15: Re connect level sense wire.



For price and availability please contact:

Money Controls Customer Services +44(0) 161 678 0111

If you require any further technical information please do not hesitate to contact:

Money Controls Technical Services:

United Kingdom - +44 (0) 161 955 0124, **Germany** - +49 40399 2630, **Spain** - +34 933 002 496,

Australia - +61 2 9683 5033, **United States (Eastlake)** - +1 440 946 3000,

(Las Vegas) - +1 702 739 8263, **Brazil** - +55 51 3333 9866

Or visit www.moneycontrols.com